

BTS PANEL ANTENNA

1800 MHz/ 3G SINGLE BAND 4-PORT GSM ANTENNA

Model:KE1721/1721DX9017/17-DE10/E10



Dual-Polarization Antenna, 4-Ports, 90° horizontal beamwidth, variable electrical tilt

- Field adjustable electrical tilt
- Rugged and reliable design
- Excellent passive intermodulation suppression

Electrical Specifications			
Band Of Operation, MHz	1710 ~ 1880	1850 ~ 1990	1920 ~ 2170
Gain in dBi	16.5	16.8	17
HBW(degrees)	90	88	86
VBW(degrees)	7.5	7	6.5
Electrical Tilt (Degrees)	0 ~ 10	0 ~ 10	0 ~ 10
Polarization (Degrees)	± 45	± 45	± 45
Impedance (Ohms)	50	50	50
1st Null Fill dB	> -25	> -25	> -25
VSWR	< 1.5	< 1.5	< 1.5
Intermodulation IM3(@2x43 dbm)	< - 107	< - 107	< - 107
Side Lobe Suppression; dB (First sidelobe above horizon)	0°→≥15	0°→≥15	0°→≥15
	5°→≥14	5°→≥14	5°→≥14
	10°→≥13	10°→≥13	10°→≥13
Cross Polar Discrimination,dB	> 15	> 15	> 15
Front-to-Back Ratio;dB	>23	>23	>23
Isolation Between Ports,dB	>30	>30	>30
Max. Input Power (Watts)	300	300	300

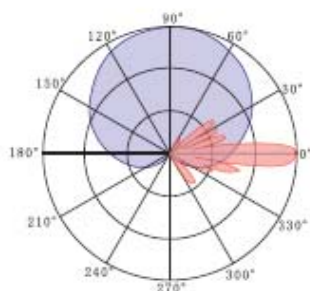
1800 MHz/ 3G SINGLE BAND 4-PORT GSM ANTENNA

Model:KE1721/1721DX9017/17-DE10/E10

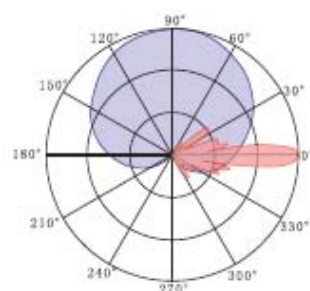
Mechanical Specifications

Dimensions (L x W x H in mm)	1585X390X 95
Weight(Kgs):	
Antenna	17.3
Bracket	5
Radome Material	ABS Plastic/ Fiberglass
Connector Type	7/16 DIN female
Connector Position	Bottom
No. of connectors	4
Operating Temperature(°C)	- 50 ° to + 65 °
Rated Wind Speed(Km/Hr)	216
Lightening Protection	Direct ground

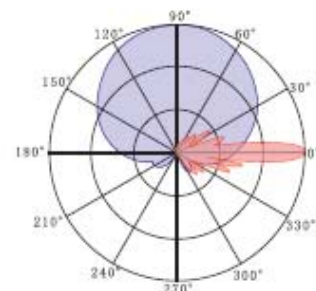
Radiation Pattern



1710~1880MHz



1850~1990MHz



1920~2170MHz